



"Creating Global Heads with Hearts"



CAMBRIDGE International Education

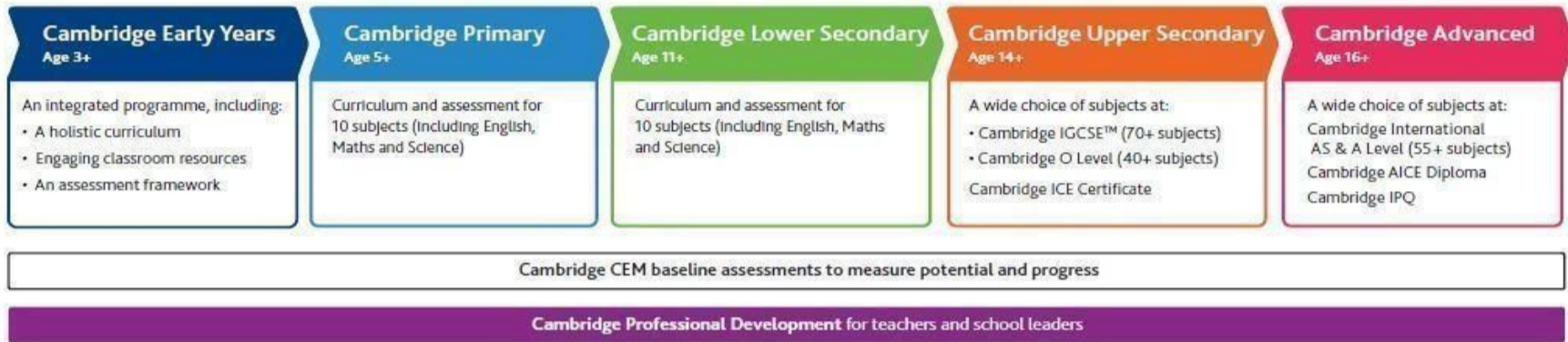
Cambridge International School

THE DELHI INTERNATIONAL SCHOOL EDGE CAMBRIDGE INTERNATIONAL WING

HOLIDAY HOMEWORK - 2024 – 2025 CLASS II E

Cambridge Pathway

A clear path for educational success from age 3 to 19



Learn • Discover • Achieve



Dear Children,

Summer Vacation is the best time of the year for you all; it's time for loads of ice cream, time to get pampered to no end and of course bonding with family members. School is fun too, with learning happening at all times, summer vacation can also be a time for learning with lots of activities around. Here are a few tasks for you to complete during the vacation. Do remember to complete the given tasks after reading them carefully. Happy Holidays!

It is great to relax but do try and remember to:

- Follow a routine as the secret of your future is hidden in your daily routine.
Read interesting books and increase your knowledge about places and people.
Learn new rhymes.
Spend more time with people, less time in front of the screen, our habits define us – Be nice to everyone.
Spend time with grandparents. They have treasures of stories and tips that will make your life wonderful.
Sleep well as a good sleep binds health and our body together.





CAMBRIDGE
International Education

Cambridge International School

THE DELHI INTERNATIONAL SCHOOL EDGE CAMBRIDGE INTERNATIONAL WING

- Use **magic words** – Thank You, Please, Sorry, Excuse me, in your routine as manners are priceless.

The fun filled activities given to you will surely be the page-turners!

Above all, now is the time you can show your parents how much you love them. So, help mamma with daily chores, help daddy while cleaning the car, watering the plants, doing small online shopping for home.

Remember to follow the safety protocol: Mask – Social Distancing – Hand wash – Stay

at home Though we will miss you and your chatter and laughter definitely, we wish you


HAPPY AND HAPPENING SUMMER BREAK!


Enjoy and take care of yourself!

With Love

Class Teacher

Some useful tips for summer vacation

- Eat a nutritious diet with plenty of water. Include citrus fruits like orange, lemon grapes and vegetables which are rich in vitamin C, vitamin D (cheese, egg yolks) and zinc - containing foods (legumes, lentils, beans and nuts).
- Practice some yoga and breathing exercises.
<https://www.youtube.com/watch?v=ho9uttOZdQQ>
<https://www.youtube.com/watch?v=PmBYdfv5RSk>
- Read the **newspaper daily** and stay updated with current affairs.
- Wash your hands frequently, always with soap and water for at least 20 seconds or use alcohol-based hand rub but hand wash with soap is a better option.
<https://www.youtube.com/watch?v=ebg3yUkuXq8>
- Be a leader in keeping yourself, your school, your family and your community healthy. Follow the healthy practices like cough and sneeze into a tissue or your elbow and avoid touching your nose, face, eyes and mouth. Share what you have learnt about preventing diseases with your family and friends, especially with younger children.
- Make Sunday a Fun day and indulge in cleaning your home with the help of parents.
- Water the plants** and rejoice the beauty of nature. 





THE DELHI INTERNATIONAL SCHOOL EDGE CAMBRIDGE INTERNATIONAL WING

Dear Parents,

This is an integrated project that connects all subjects seamlessly. Kindly guide your child through these activities. Encourage the child to do the activities independently, bit by bit through the summer.

May							May 2024
Sun	Mon	Tue	Wed	Thu	Fri	Sat	
14	15	16	17			18 International Museum Day Imagine the museum of the future and make a cut out or poster https://images.app.goo.gl/vJ2w9dwakXSEdin36	
19 CHALLENGE: Spend the entire day without TV or Video games(phones). Write on A4 size sheet how you spent your day? (NO SCREEN DAY)	20 Create an imaginary 3D animal (with waste material) and write 4 lines about it. https://www.youtube.com/watch?v=9vqOpgiStGw	21 Do a good deed for a neighbour and make a beautiful Happiness card Worksheet 1	22 Collect the numbers of any 5 Cars in your locality and write them in words, expanded form, place value of each digit and arrange them in ascending & descending order on A3 size sheet.	23 How Many words you can make out of the letters in the words. (on A4 size decorated sheet) "HOLIDAY HOMEWORK CHALLENGE" Worksheet 2	24 Make an invitation card for inviting your friend on a Birthday party using fallen leaves (Herbarium Card)	25 Think and Write 3 ways to save animals. (Draw or paste pictures on A4 size sheet)	
26 Read a story book (any) and write 3 sentences about the beginning, middle and end on A4 size sheet along with the picture. Worksheet 3	27 Play ludo with your family & Try a new food that you can't pronounce	28 Plant a tree to keep the environment safe and healthy for human life. Grow something that you can eat (click a picture and paste on A4 size sheet and give a catchy name to your activity)	29 Story session (Draw your favorite character and write about it on A4 size sheet Worksheet 4	30 Paste different types of fabric on A3 size sheet, (Touch and feel the fabric and write the name of the fabric and in which season it can be used)	31 Sort out what you don't need and give it to charity.		
June							Jun 2024
Sun	Mon	Tue	Wed	Thu	Fri	Sat	
						1 World Milk Day Help your parent to make your favorite milkshake	
2 Create a bookmark for your favorite book https://www.youtube.com/watch?v=lhePFhRvRg	3 World Bicycle Day Wash your bicycle	4 Arrange your wardrobe Worksheet	5 World Environment Day Identify 3 birds that you see around and write about them in A 4 sheet.	6 Worksheet 5	7 Story Session Write a short story about finding a lot of money. Tell what you did with it. Draw a suitable picture of your story.	8 World Ocean Day Film an educational video on the Ocean. Upload it on YouTube and tag your teacher.	
9 Create a golden word chart Stay fit (Warm up) https://youtu.be/oc4QS2USKmk	10 Clean your room (Watch room on the broom movie)	11 Eat healthy stay healthy (Make salad and click picture. Bring salad making picture in A5 size. Name the salad too.	12 Make your personal diary and write about your favorite things	13 Play name/place/animal/thing with your siblings.	14 Worksheet 6	15 Create a table mat https://www.youtube.com/watch?v=-wJbzJV_Q5c Worksheet 7	
16 Father's Day Cook your favourite dish with your father & share the picture with recipe	17 Play atlas with your family members	18 Create a MEMORY BOOK of the best moment of the summer break and decorate your memory book with colourful cover.	19 Write a short poem about your grandparents. Worksheet 8	20 Learn any poem or a song by heart. Worksheet 9	21 International Yoga Day Do surya namaskar 5 times and share the picture	22 Take an interview with your family members on how they use computers in their daily life. Click the picture and paste on A4 size sheet and write 3-4 lines about it.	



CAMBRIDGE
International Education

Cambridge International School

THE DELHI INTERNATIONAL SCHOOL EDGE CAMBRIDGE INTERNATIONAL WING

23	24	26	27	28	29	30

Kindly Note:

Do all the worksheets.

All the worksheets will be uploaded on skoolroom.

Please share related pictures and artwork in a file folder.

Write one page Hindi and English handwriting on daily basis.

Revise all the concepts (all subjects) covered in class.

Read at least one page from your favourite story book or text book on regular basis.

Refer the links to do the activities.

For movie synopsis, watch movies like:

Home Alone – Bring home the laughter when Kevin’s family left for vacation and they left him behind.

Tangled – Take the adventure to the new length and get tangled with Rapunzel.

Toy Story – To the infinity and beyond! Watch the unique blend of visual and story-telling style by the

toys.

Turbo – A funny story that tells to believe in dreams, following them and to never give up.

PROJECT WORK

Prepare a PROJECT on Different types of **transport** we use to go other place/city/country/near by places. (3D model)
Describe in details.....

Use these value points for the details

A. Name the transport and

B. Estimates the people can travel by a bus or airplane at one time.

C. Write your thoughts or feelings (If you get stuck in a traffic jam, how would you feel and how it’s impact others. INSTRUCTION: use A-4 sheets and pictures to use above information.

Holiday Homework submission date will be Thursday,27th June 2024.

Holiday Homework exhibition date will be Saturday, 13th July 2024.

Kindly click on the links for the worksheets

https://drive.google.com/drive/folders/1XMWegHDYT3mya8IMRPDJfj_sOnJRWWFFW?usp=drive_link

The school will reopen on 24th June 2024. Stay happy and blessed!